


BY APPOINTMENT TO
HRH THE PRINCE OF WALES
TIMBER GREENHOUSE AND
COLDFRAME MANUFACTURERS
WOODPECKER JOINERY UK LTD
BRAMSHALL, STAFFORDSHIRE



WOODPECKER JOINERY

The Heritage Collection



History

Since the Eighteenth Century exotic plants, fruits and flowers have been imported by explorers and travellers from all over the world into our cooler northern hemisphere. The aspiration to cultivate such species dates back to the 1800's and a basic structure being designed to shelter and tender young plants.

Due to the costly materials and manufacturing involved, such buildings were limited to the likes of aristocracy and wealthy landowners.

In time, through research and development the early glasshouse was produced. In 1858 Messrs Messenger & Co Horticultural Builders and Hot Water Engineers were established with the likes of Boulton & Paul Ltd in 1864.

Due to popular demand, many more glasshouse producers were to follow between 1870 and 1890. The popularity and nations love of gardening was born.

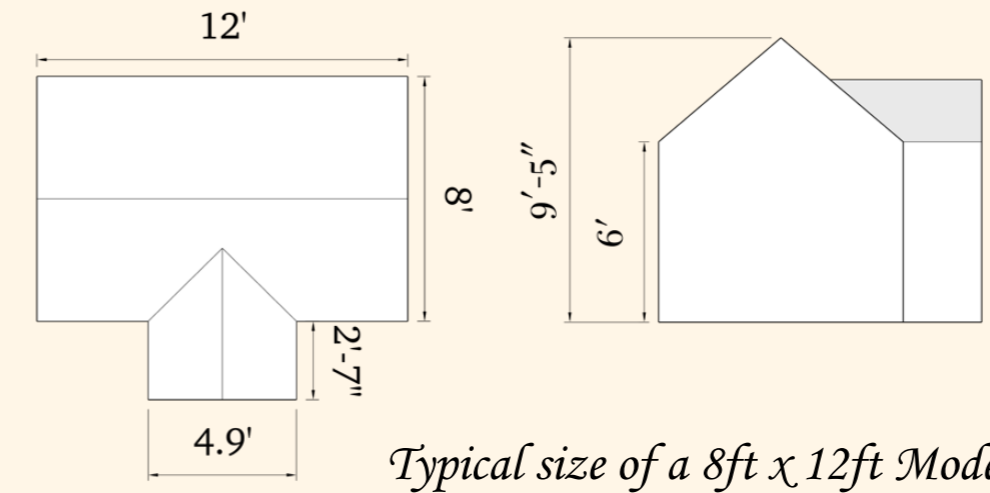


Somerset, 17ft x 75ft

The Traditional Heritage

Our traditional Heritage typically features a protruding porch and can be offered with cedar cladding, side walls or designed to be fitted upon a dwarf wall. The traditional Heritage glasshouse includes all of the premium features of the Heritage range to create a perfect focal point in any garden.

The traditional Heritage is offered in a range of sizes from 8ft x 10ft up to 14ft x 60ft.



Typical size of a 8ft x 12ft Model



Yorkshire, 10ft x 16ft



Bespoke Heritage Glasshouse

We are proud to introduce the Heritage collection of glasshouses, in recognition of the history of greenhouses, our nations love of gardening and in celebration of our 30th year in British manufacturing, Each glasshouse is individually hand crafted and made to your exact specification.

100% Western Red Cedar Construction
Chamfered Profiled Timbers
Aluminium Ridge & Cresting
Bayliss Super Mk7 Auto Roof Vents
Aluminium Guttering & Downpipes

Woodpecker Joinery (UK) Ltd has been a leading manufacturer of Western Red Cedar glasshouses for the past 22 years.

Possessing a vast knowledge and experience of bespoke joinery, we are able to replicate the fine craftsmanship displayed by Victorian counterparts without compromise or limitation.

We also offer a wide range of other garden buildings including traditional glasshouses, home offices and sun lounges. Our reputation has grown due to the quality of our craftsmanship and bespoke nature of our products.

Whilst being one of the market leaders of cedar glasshouses in the UK, our reputation has led to export opportunities. We have delivered and installed our buildings throughout Europe and Australia.



Devon, 20ft x 40ft



Gloucestershire, 15ft x 100ft

Lean-to Heritage Glasshouse

Lean-to Heritage Glasshouses were very popular in Victorian walled gardens during the early 1900's.

The supporting walls of a Lean-To glasshouse acts as a heat sink, absorbing heat from sunlight exposure, this heat is then slowly released back into the glasshouse. The slow release of heat helps to maintain a stable temperature and prolong growing conditions.

We specialize in replacement Lean-to Glasshouses, where the supporting wall requires intricate bespoke joinery to seamlessly marry up the timber frame work and masonry. Our inhouse design team are well versed in planning for adverse weather conditions and grand scale projects by offering discreet strengthening solutions.

We pride ourselves in having the resources available to complete a bespoke project of any scale or size. By managing everything inhouse, we ensure that all design aspects are professionally managed.


Each Heritage glasshouse is individually commissioned and the design will be manufactured to your exact specification.

We have completed commissions for architectural tenders, artistic concept designs and replica Victorian cedar glasshouses. They are often complex in nature and completely bespoke in design.



Three Quarter Span Heritage Glasshouse

If you have a wall that may not be high enough to accommodate a traditional lean-to, then a three quarter span glasshouse may provide a perfect solution. This style of building offers improved ventilation with roof vents situated in both sides of an offset apex, ideal for housing vines and taller plants. Similarly to a Lean-To, a Three Quarter Span utilises your rear wall to improve the circulation of heat within the structure. The wall will absorb warmth from the sun and then circulate it around the glasshouse for prolonged periods. Its unique appearance creates a stunning feature point in any garden, complementing both Victorian and Contemporary landscapes alike.





General Specification

The Heritage Glasshouse range features gothic style doors, hand sculptured supporting frames and chamfered rafters. In keeping with the traditional designs of Messenger and Boulton & Paul, we include a mechanised roof and side ventilation system. Victorian style metal work is fitted throughout to maximise the strength of the glasshouse.

Mechanical Ventilation System

A custom designed manual casement window system allows complete control over growing conditions within the glasshouse. A Bell Crank system opens all side casements simultaneously, saving time and increasing growing space.





Painted Finishes

For the past ten years Woodpecker Joinery has also manufactured and installed painted cedar buildings.

Our range of Heritage Glasshouses are suitable for a painted finish. The paint applied to each construction is specially selected for exterior use on Western Red Cedar buildings.

Teknos[®] paint uses a microporous system to allow the timber to breathe whilst at the same time creating a durable weatherproof barrier to protect the timber from the elements. Teknos[®] paint is resistant to bacterial mould and UV sunlight attack.

Paint colours can be matched to accurately replicate the colour applied to a former building. Specific colours can also be selected for our maintenance free roof capping system, cresting and guttering finishes.

Supporting The King's Foundation

Woodpecker Joinery are proud to support the work of The King's Foundation. The King's Foundation is a charity founded by King Charles III and was first formed in 1986.

Inspired by the vision and values of His Majesty, the Foundation builds and supports communities where people, places and the planet can coexist in harmony. The charity offers education courses for almost 15,000 students annually, health and wellbeing programmes for nearly 2,000 people every year, and spearheads placemaking and regeneration projects in the UK and overseas to revitalise communities and historic buildings.



Dumfries House 14ft x 40ft



Highgrove Gardens, 20ft x 40ft

The King's Foundation is headquartered at its flagship regeneration project, Dumfries House in Ayrshire, Scotland, and acts as custodian of other historic Royal sites including the Castle of Mey in Caithness, Scotland, and Highgrove Gardens in Gloucestershire. The Foundation also carries out its work at educational and cultural hubs in London, based at The King's Foundation School for Traditional Arts in Shoreditch, Trinity Buoy Wharf on the River Thames and the Garrison Chapel in Chelsea. In addition to its UK presence, the Foundation delivers programmes and projects in over a dozen sites worldwide.



*The King's Foundation
Woodworking student*

Design Team

Our dedicated and experienced design team are here to assist with every aspect of your project, from initial consultation, planning regulations and building consent right through to completion. Using the latest CAD and 3D modelling software packages they are able to create unique bespoke designs. We are happy to help with any technical advice you may need in order to make the process as easy and straight forward as possible.

Our Commissions

Two Glasshouses for the National Trust of England
(Blicking Hall)

Somerset, 17ft x 75ft

Gloucestershire, 15ft x 100ft


Flintshire, 18ft x 94ft

Devon, 20ft x 40ft

Dumfries House 14ft x 40ft

Highgrove Gardens 14ft x 40ft

Kent, Two Glasshouses and Bespoke Coldframes



Our Certification -PEFC - the responsible choice

PEFC is an internationally preferred eco-label for sustainable forest management. Forest certification ensures that forests are managed according to environmental, social and economic criteria.

Our PEFC Chain of Custody certification along with our supply companies certification create a verified mechanism for tracking certified materials from the forest to the final product.

- Maintenance and improvement of biodiversity
- Protection of ecologically valuable areas
- Prevention of deforestation
- Consideration of the rights of indigenous people

Our Staffordshire Workshops

Our site for manufacturing garden buildings is located in rural British countryside and combines three workshops to offer over 30,000 sq ft of space. Ample space allows us to dry assemble buildings- perfect for bespoke joinery which require hands on craftsmanship and custom machine work. Our qualified craftsmen from the heart of Staffordshire create the most accurate hand assembled mortise and tenon joints and are dedicated to passing on their skills through our established apprenticeship program. Our skilled craftsmen work hard to ensure a fine and high quality finish to every glasshouse.



Guild of Master Craftsmen continues a long established tradition of bringing together skilled artisans engaged in a trade, craft or profession in order to safeguard the interests of the public and ensure they receive a premium service from recommended tradesmen.



*UK mainland installation and delivery included
Woodpecker Joinery installs using our own trained craftsman, vehicles and tools.
No extra charge for Scottish highlands.*



The Planet Mark Business Certification is an internationally recognised sustainability certification for all organisations acknowledging continuous progress, encouraging action and building an empowered community of like-minded individuals. We have measured our own carbon footprint and will continue to take responsibility of our carbon emissions to have a positive impact on planet and society. We want to continue to have a positive impact through our business and hope that we can empower our community to take climate action.



PlanetMark
Certified Business

*For further details or advice, please contact
Tel: 01889 562610 Fax: 01889 565960
Website: www.woodpecker-joinery.co.uk E-mail: glasshouses@wpjuk.com*

*Workshop, Offices & Show site:
Woodpecker Joinery UK Ltd Olympic House, Bramshall Industrial Estate,
Bramshall, Uttoxeter, Staffordshire, ST14 8TD*